



The status of alumni of educational youth villages in Israel

Rami Benbenishty,

*Ph.D, Louis and Gaby Weisfeld School of Social Work,
Bar Ilan University, Ramat-Gan, Israel*

Anat Zeira,

*Ph.D., School of Social Work and Social Welfare,
The Hebrew University of Jerusalem Mt Scopus, Jerusalem,
Israel*



Overall View

Introduction


Follow up of alumni focusing on:

- Current perception of their stay
- Transition to independent living
- Current life functioning
- Identifying vulnerable groups



A short introduction to the context

- Residential care as an acceptable and widely used setting
- A range of residential educational and care arrangements
 - Education and Welfare
 - From Educational to Post-hospitalized
- Changes over time



An overview of a (national) research program

- **Several points in time**
 - **On the verge of leaving**
 - **Immediately following exit**
 - **Later in life**
- **Multiple perspective**
 - **Youth**
 - **Staff**
 - **Heads**
- **Multiple methods**
 - **Surveys**
 - **Longitudinal**
 - **Qualitative and quantitative**
 - **Secondary analysis of administrative data bases of Israeli Census Bureau**



The Study Sample

500

- **Representative, based on complete administrative data bases**
- **Stratified, Non proportional:**
 - **Graduation year (2000, 2001, 2002)**
 - **Country of origin (Israel, FMSU, Ethiopia)**
 - **Cognitive ability level (3 levels, and 'untested')**
- **Using sample weights to ensure representativeness**



Method

- Locating alumni through existing records
- Phone interviews
- Structured questionnaire
- Close- and Open-ended questions
- Follow up face to face in-depth interviews with a subsample



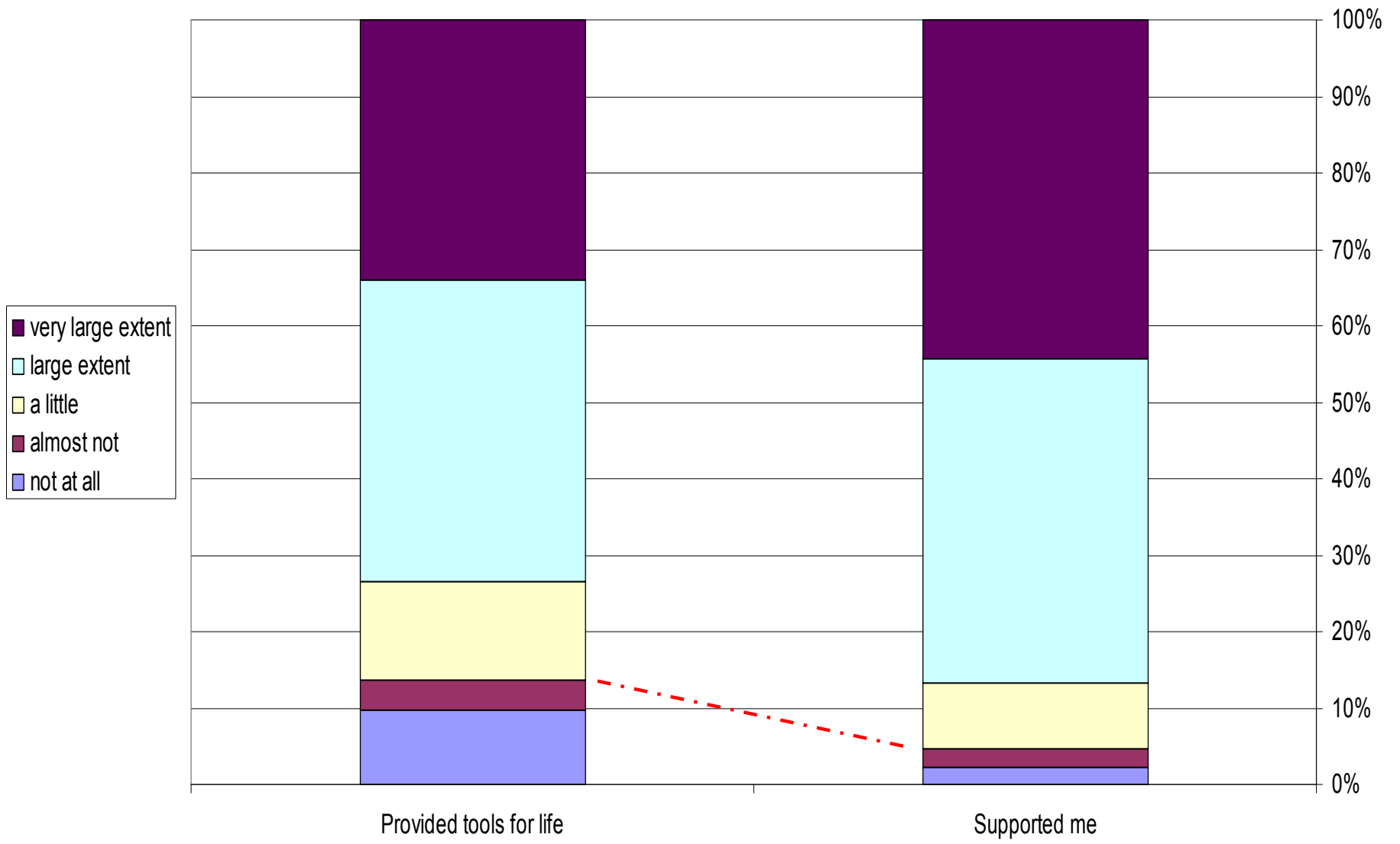
Background characteristics

- 63.2% males
- 38% FSU, 30.2% Ethiopia, 31.8% Israel
- New immigrants by now are 13.4 yrs in Israel
- Current age 22-28
 - Entered youth village around 15
 - Left on average 18.5 (sd 0.89)

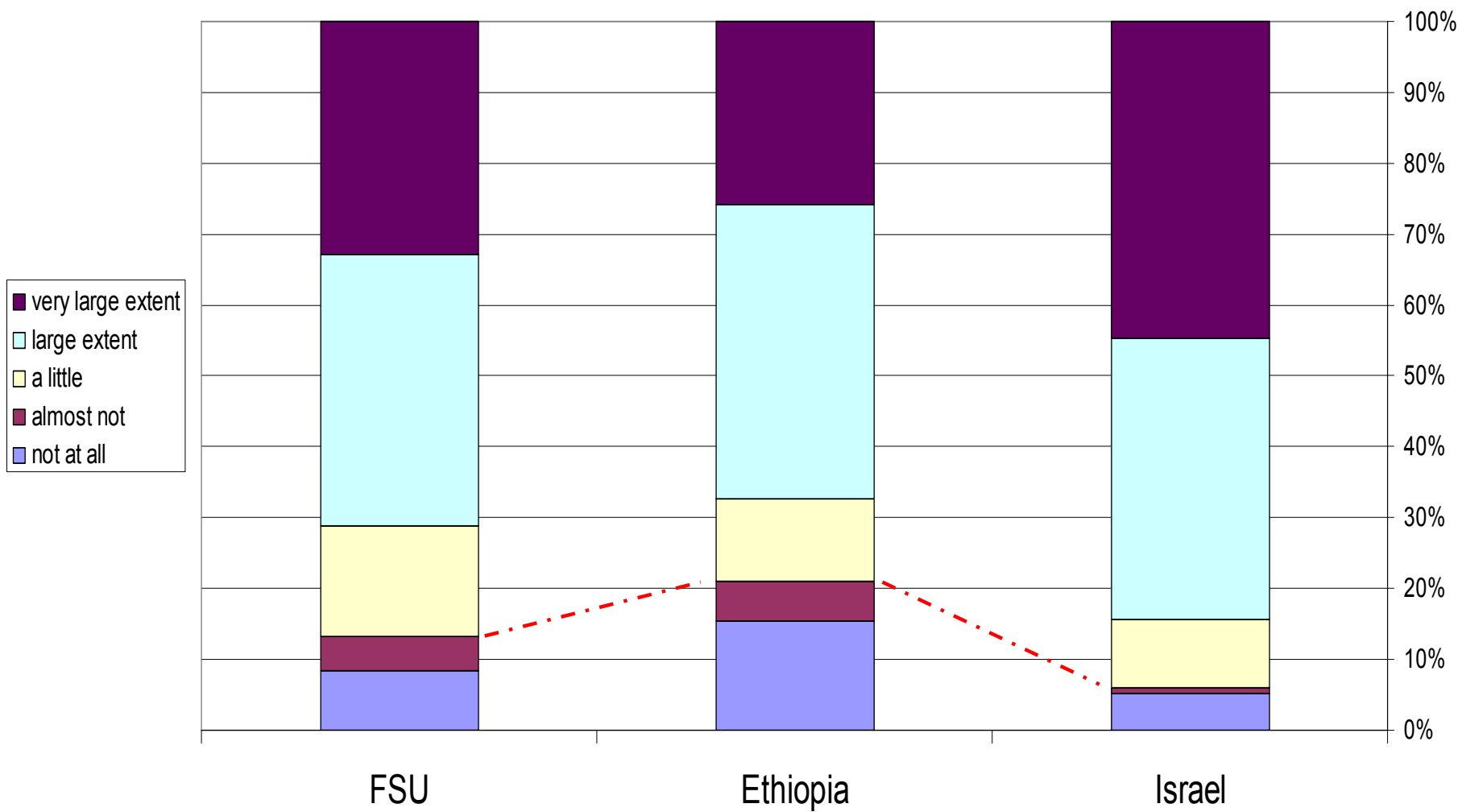
How was it?

- For most – a positive and constructive experience
- Most use very positive words to describe their memories. Mentioned:
 - Support by staff
 - Friends and social life
 - Informal activities, positive social atmosphere
 - Character building
 - Educational opportunities

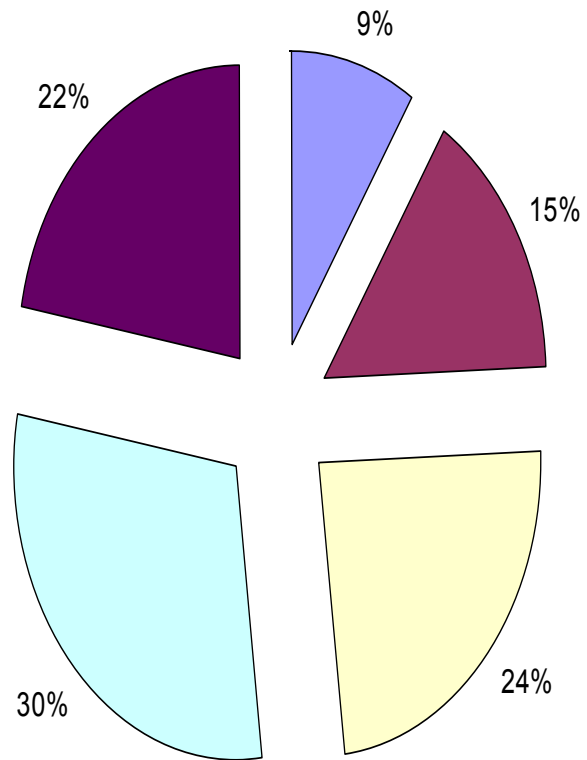
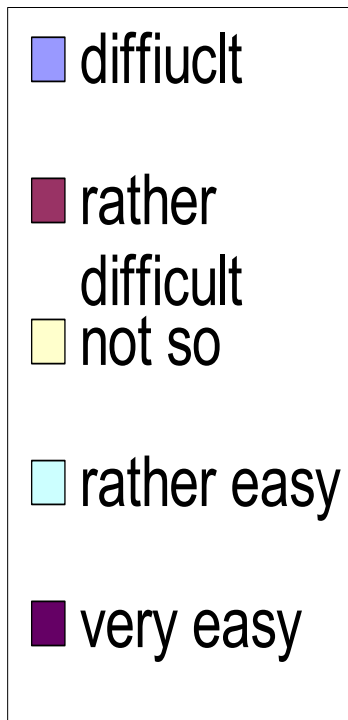
Providing support and tools for life



Vulnerable groups in receiving tools for life



How difficult was the transition

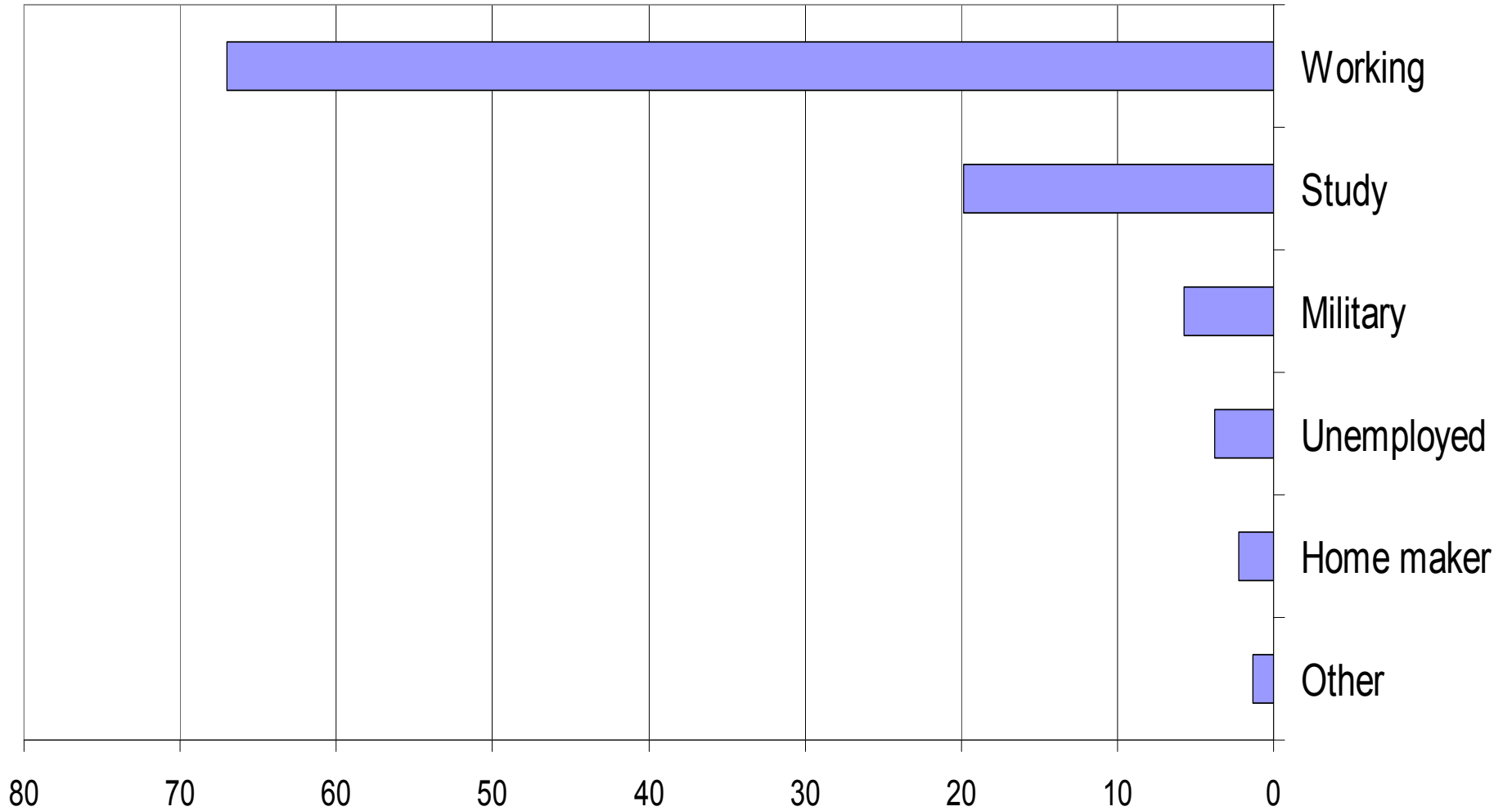




Military service

- 85% served
- 94% raised in rank
- But only 3% became officers
- About fifth were in jail
- About 5% discharged early

What are they doing today





Work and Employment

- About 60% work in temporary jobs
- About 78.5% have stable income
- 5.2% live on Social Insurance benefits
- About 60% below average income
- About 1/3 experience not being able to find employment
- 11.6% were in a situation in which they did not have enough money to buy food
- Such situations were more common around before and after military services



Education

Second university degree or higher	0.4
First university degree	8.7
University/college student	14.8
Technical degree or study	7.0
Preparing for college	2.4
Complete matriculation	27.0
Professional certificate	11.4

Partial or no matriculation

25.7



Housing

45.5	With parents
18.6	With a partner
11.3	BY oneself
9.3	With partners
7.0	With a wife and children
3.4	With relatives
2.4	At work or college
1.6	Other
0.8	No stable place



Housing

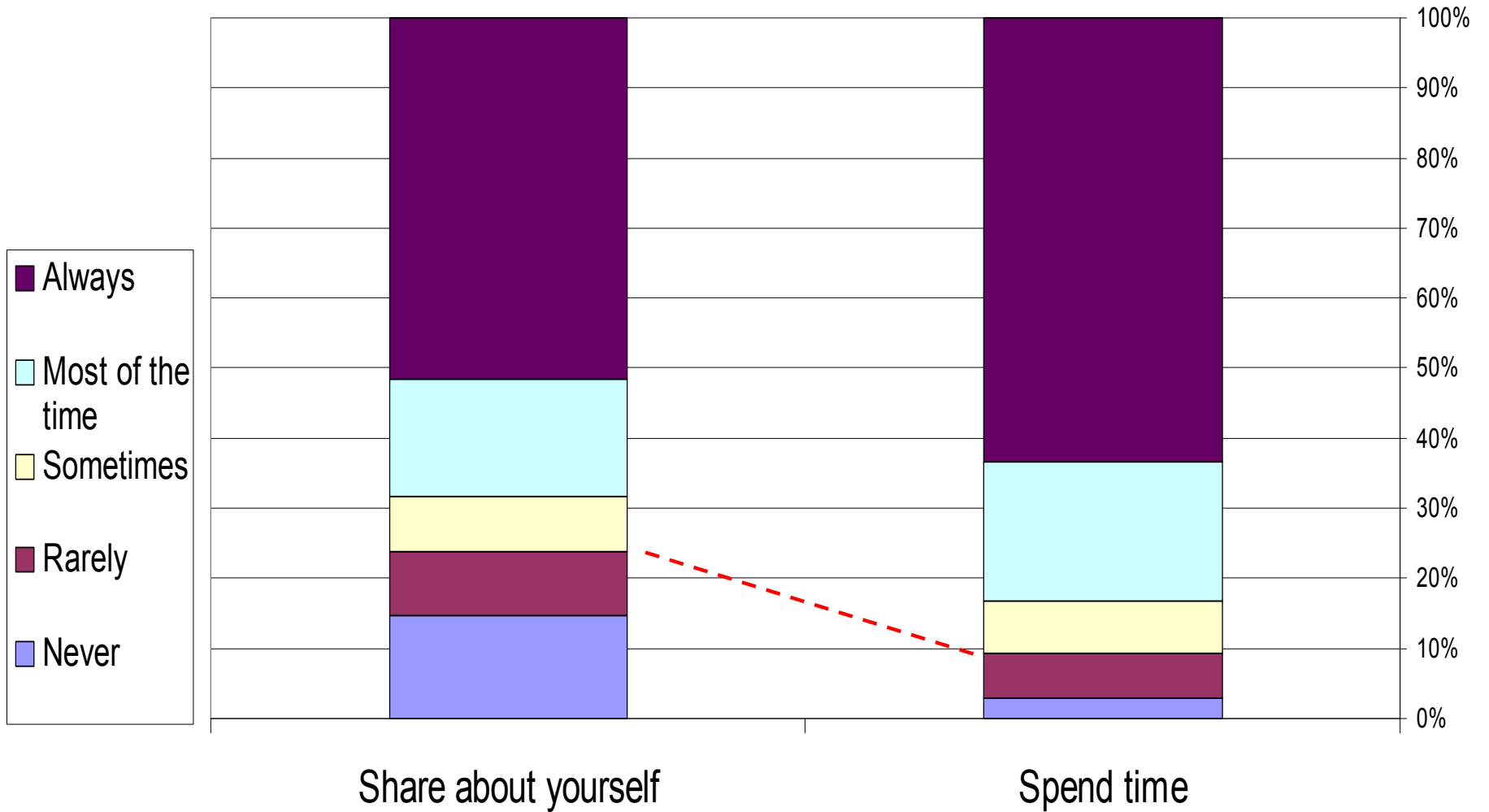
- About 10% experienced a situation of a lack of a place
- Mostly before or after the military service
- In the last two years- a quarter changed more than one place and a quarter did not move
- About 50% are satisfied or very satisfied from housing. A quarter is not.



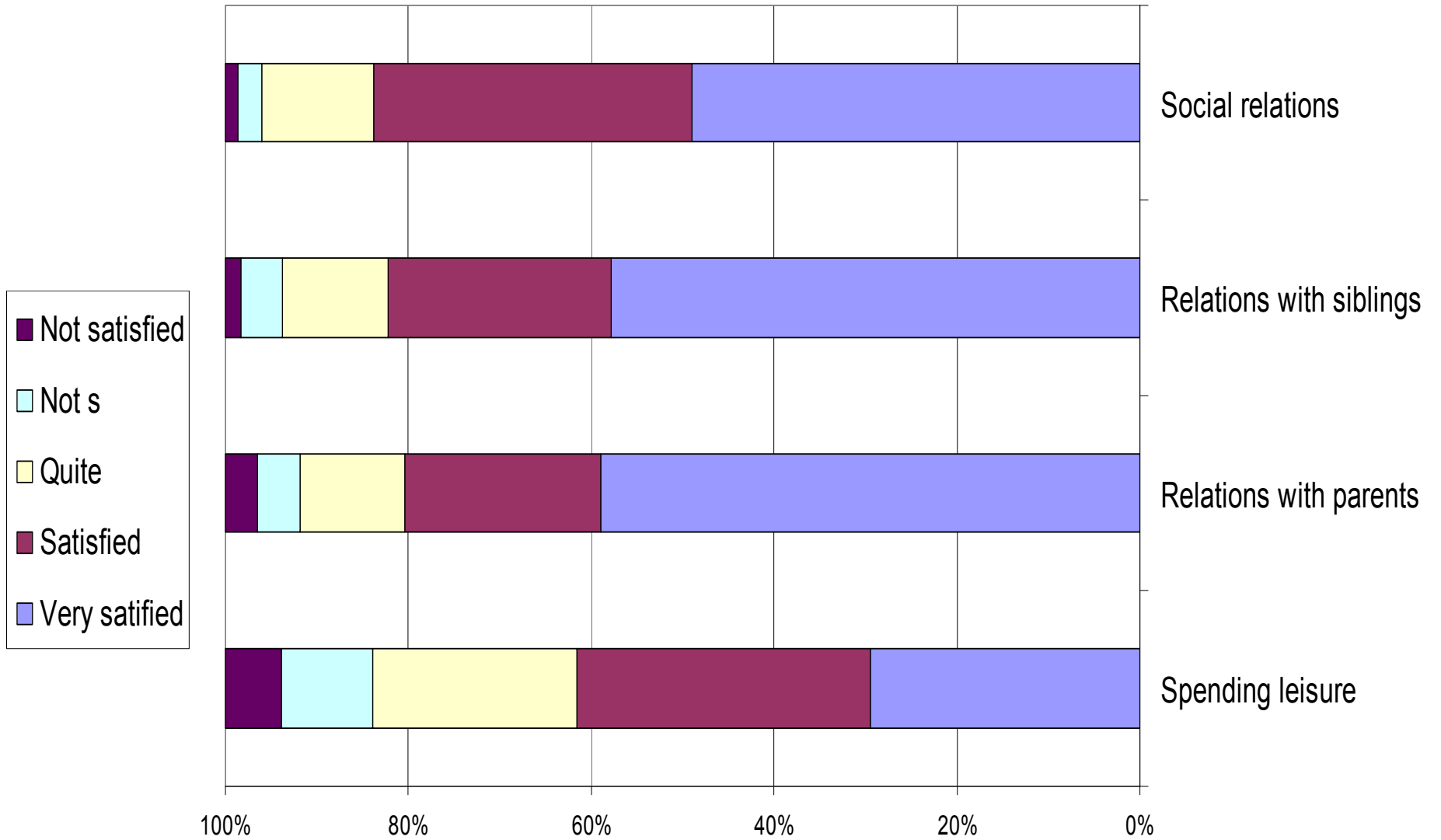
Family life

- Most are not married
- 12.3% married and most have one child
- About 63% have a partner:
 - Most are happy with this relationship
 - Most feel close to their partners

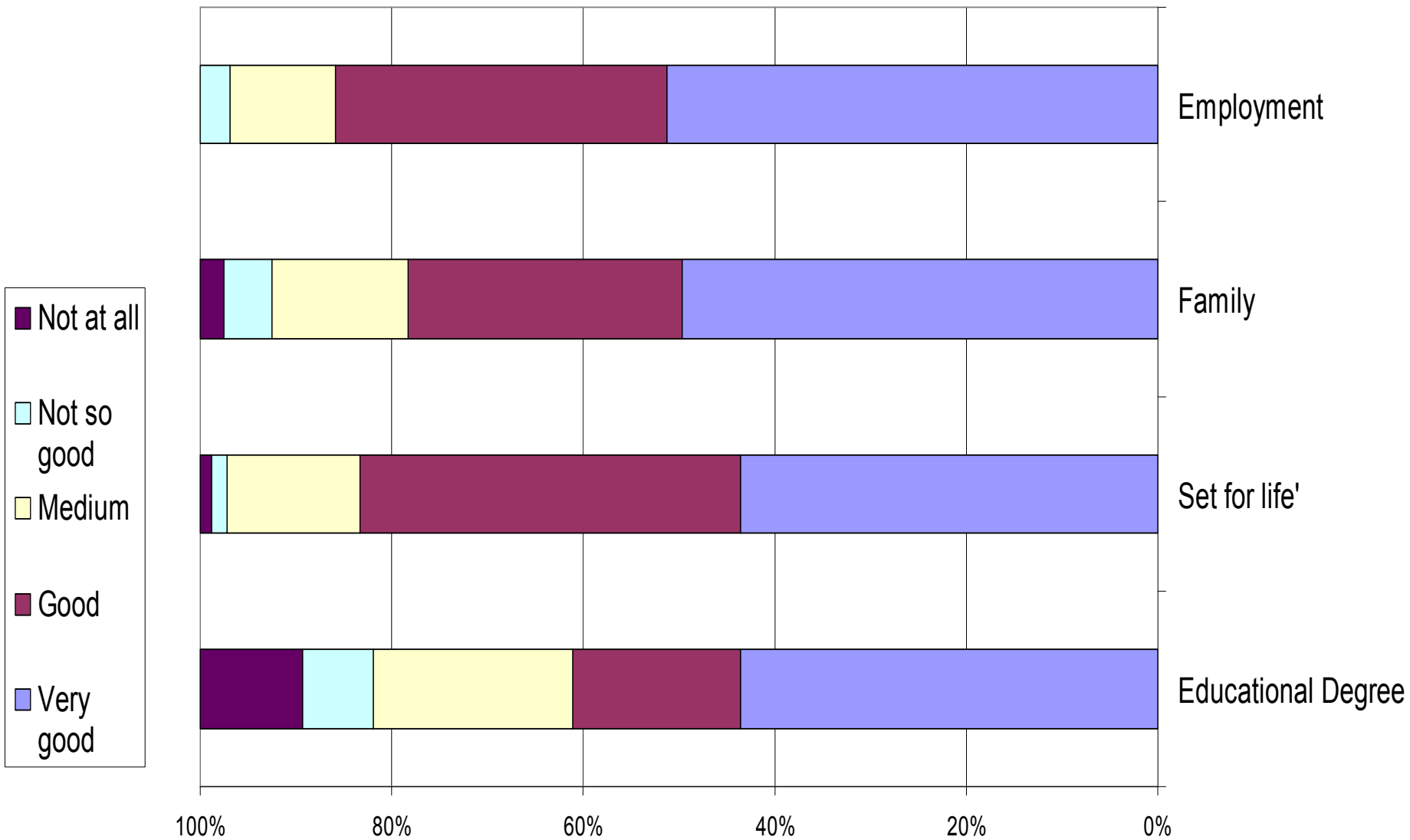
Social support



Satisfaction from relationships



Chances for a good future





Listening to the voice of alumni Recommendations to the staff

- Support and develop independence, Providing tools, and help in education (22%)
- Staff should stay connected, initiate meetings (13%)
- Teach life skills (e.g., open bank account (8.5%))
- Develop follow-up arrangements (8%)



Summary & Conclusions

- Overall a good situation
- Most have housing, job, good family relations
- Vulnerable groups
 - New immigrants, especially Ethiopians
 - About 10%-15% in trouble, no safety net

האם היו ממליצים לחבר קרוב לשלוח את הילד שלו לכפר הנוער שבו למדו?

כן (57.4%) ○

הסיבות:

- כפר הנוער מקנה כלים לעצמאות וללימודים ברמה גבוהה (43.2%)
- זוכר חוויה כללית טובה (22.9%)
- כי זו מסגרת תומכת ומגנה (20.8%)
- תלוי בילד או בסיטואציה (13.0%)

לא (42.6%) ○

הסיבות:

- לילד עדיף לגדול בביתו, אלא אם כן אין ברירה (32.6%)
- חושב שמאז שלמד המקום התדרדר לרעה מבחינת לימודים, חברה או יחס הצוות (28.3%)
- חוסר שביעות רצון מהצוות, רמת הלימודים או החברה (22.3%)
- כפר הנוער מהווה השפעה מזיקה (12.3%)
- מתאים רק לילדים חזקים ושורדים (4.5%)

לסיכום

- כיום, בטווח של 3-5 שנים מאז סיימו הבוגרים את שהותם כפרי הנוער, מצבם של רוב רובם הוא טוב.
- ביטוי לכך נמצא בשורה רחבה של תחומים שנבדקו: השכלה, מגורים, תעסוקה, יחסים בינאישיים, בריאות נפשית ופיזית, והתנהגות נורמטיבית.
- נראה גם שלרובם יש רשת חברתית תומכת ויחסים טובים עם המשפחה וחברים.
- רובם גם צופים שמצבם בעתיד יהיה טוב.
- כדאי לשים לב לכך:
 - השירות הצבאי והתקופה שלפניו ואחריו הם נקודות קריטיות במעבר לעצמאות.
 - יש קבוצה קטנה של צעירים (אנו מעריכים את היקפה בכ- 10%) שמצבם פחות טוב מכל הבחינות:
 - אין להם תעודת בגרות
 - הם לא שירתו בצבא
 - אין להם רשת חברתית תומכת
 - הם גם לא צופים לעצמם עתיד טוב יותר

מה ניתן לעשות?